


2013



HOW THE GAME SHOULD FEEL™

// PRODUCT CATALOG

2014



Add incredible versatility and control to your short game with our most advanced spin technology ever in a tour-proven design.

# 588 RTX

// ALL PLAYER TYPES

## PERFORMANCE FEATURES:

### 16% Larger Grooves

High performance U-Grooves are 16% larger to maximize spin on critical scoring shots – especially out of the rough, sand and in wet conditions.

### Rotex Pattern

Directionally milled face pattern adds roughness and imparts maximum spin on open-face wedge shots where impact tends to be closer to the toe.

### Rougher, More Durable Laser Milling

Advanced surface roughness technology is now more durable and dimensionally optimized for even more friction at impact.

### S Sole

Preferred by tour players and amateurs alike. Wider sole width near the heel, narrow sole width near the toe improves bunker performance without sacrificing versatility.

## SPECS:

LOFT	BOUNCE DOTS	BOUNCE ANGLE	LIE	LENGTH	SW
46°	••	8°	64°	35.5"	D3
48°	••	8°	64°	35.5"	D3
50°	••	10°	64°	35.375"	D4
52°	••	10°	64°	35.375"	D4
54°	•	8°	64°	35.25"	D6
54°	••	12°	64°	35.25"	D6
54°	•••	14°	64°	35.25"	D6
56°	•	10°	64°	35.25"	D6
56°	••	14°	64°	35.25"	D6
56°	•••	16°	64°	35.25"	D6
58°	•	8°	64°	35.125"	D6
58°	••	12°	64°	35.125"	D6
58°	•••	14°	64°	35.125"	D6
60°	•	8°	64°	35.125"	D6
60°	••	12°	64°	35.125"	D6
60°	•••	14°	64°	35.125"	D6
62°	••	10°	64°	35"	D6
64°	••	10°	64°	35"	D6

## ALL AVAILABLE RIGHT AND LEFT HANDED

**Available Finishes:** Satin Chrome and Black Pearl

**Shaft:** True Temper Dynamic Gold Wedge Flex

**Grip:** Lamkin 588



Our most advanced spin technology ever gives your short game incredible control, and a more forgiving design adds confidence.

# 588 RTX CB

// ALL PLAYER TYPES

WEDGES

## PERFORMANCE FEATURES:

### 16% Larger Grooves

High performance U-Grooves are 16% larger to maximize spin on critical scoring shots – especially out of the rough, sand and in wet conditions.

### Rougher, More Durable Laser Milling

Advanced surface roughness technology is now more durable and dimensionally optimized for even more friction at impact.

### Rotex Pattern

Directionally milled face pattern adds roughness and imparts maximum spin on open-face wedge shots where impact tends to be closer to the toe.

### Wedge Cavity Back

Undercut cavity promotes perimeter weighting for more forgiveness on off-center hits.

### Reverse C Sole

Wide, constant-width sole combined with heel and toe grinds improves performance from bunkers and deep rough.

## SPECS:

LOFT	BOUNCE DOTS	BOUNCE ANGLE	LIE	LENGTH	SW
46°	••	8°	64°	35.5"	D3
48°	••	8°	64°	35.5"	D3
50°	••	10°	64°	35.375"	D4
52°	••	10°	64°	35.375"	D4
54°	••	14°	64°	35.25"	D6
56°	••	14°	64°	35.25"	D6
58°	••	12°	64°	35.125"	D6
60°	••	12°	64°	35.125"	D6


## ALL AVAILABLE RIGHT AND LEFT HANDED

**Available Finishes:** Satin Chrome and Black Pearl

**Shaft:** True Temper Dynamic Gold Wedge Flex

**Grip:** Lamkin 588

WOMEN'S OFFERING AVAILABLE. SEE PAGE 38.





Experience a stress-free short game. Use Smart Sole S for easier bunker escapes and Smart Sole C for more consistent greenside chips.

# SMART SOLE

// SUPER GAME-IMPROVEMENT

## PERFORMANCE FEATURES:

### Smart Sole

Our widest wedge sole has been engineered to prevent excess digging in turf and sand, promoting solid contact and consistent club head speed from every lie around the green.

### More Consistent Chips

With a design that promotes proper short-game technique, Smart Sole C encourages crisper, more consistent greenside chips with easier control of launch and distance.

### Easier Bunker Escapes

Smart Sole S features an optimal loft and shape to promote more consistent contact and easier launch out of bunkers.

## SPECS:

MODEL	LOFT	LIE	LENGTH	STEEL SW	GRAPHITE SW
C	42°	66°	34"	D3	D2
S	58°	64°	35.25"	D6	D5

## ALL AVAILABLE RIGHT AND LEFT HANDED

**Available Finish:** Satin Chrome

**Steel Shaft:** Traction Wedge Flex

**Graphite Shaft:** Cleveland Wedge Flex

**Grip for C Model:** Lamkin 588

**Grip for S Model:** Lamkin Smart Sole

**WOMEN'S OFFERING AVAILABLE. SEE PAGE 39.**







Our longest, most forgiving hybrid-iron set makes your approach shots easier than ever.

# 588 ALTITUDE

// SUPER GAME-IMPROVEMENT

## PERFORMANCE FEATURES:

### Engineered for Altitude

Seamlessly blended hybrid-iron set makes every club incredibly easy to hit.

### Full Hollow Construction

Advanced internal weighting adds forgiveness and promotes a lower, deeper center of gravity for optimal launch and effortless distance.

### Face Forged Technology

Every iron has a high-COR forged club face to increase ball speed while enhancing feel.

### Fully Customizable

Part of the 588 Irons Family, Altitude Irons – which feature a bendable hosel to adjust lie angle – can be easily interchanged with 588 MT and TT Irons to customize a set with the perfect combination of ball flight, feel and forgiveness.

## SPECS:

IRON	LOFT	BOUNCE ANGLE	LIE	STEEL LENGTH	GRAPHITE LENGTH	STEEL SW	GRAPHITE SW	OFFSET
3	19°	2°	60°	39.75"	40"	D3	D2	0.090"
4	21°	2°	60.75°	39.125"	39.375"	D3	D2	0.090"
5	24°	3°	61.5°	38.5"	38.75"	D3	D2	0.080"
6	27°	4°	62.25°	37.875"	38.125"	D3	D2	0.080"
7	31°	6°	63°	37.25"	37.5"	D3	D2	0.080"
8	35°	7°	63.5°	37.25"	37"	D3	D2	0.070"
9	39°	8°	64°	36.25"	36.5"	D3	D2	0.070"
PW	44°	8°	64.5°	35.75"	36"	D3	D2	0.070"
DW	49°	11°	64.5°	35.5"	35.75"	D4	D3	0.070"
SW	54°	11°	64.5°	35.25"	35.5"	D4	D3	0.070"

## ALL AVAILABLE RIGHT AND LEFT HANDED

Standard 8-Piece Set: 4-DW

Graphite Shaft: ActionLite 55 in A, R, S Flexes

Steel Shaft: Traction 85 in R, S Flexes

Grip: Lamkin 588

WOMEN'S OFFERING AVAILABLE. SEE PAGE 37.





Maximum distance and forgiveness in a playable design will help you find more greens.

# 588 MT

[ MID TRAJECTORY ]

// GAME-IMPROVEMENT

IRONS

## PERFORMANCE FEATURES:

### Engineered for Mid Trajectory

Constant blade length with progressive blade height blends easy-to-hit long with more traditional short irons.

### Vibration Dampening

Multi-material insert of polymer and aluminum in plaque dampens vibration at impact for more consistent feel.

### Full Hollow Construction

High performance in a playable design. Advanced internal weighting adds forgiveness and promotes a lower, deeper center of gravity for optimal launch and effortless distance.

### Fully Customizable

588 MT Irons can be easily interchanged with 588 TT and Altitude Irons to customize a set with the perfect combination of ball flight, feel and forgiveness.

### Face Forged Technology

Every iron has a high-COR forged club face to increase ball speed while enhancing feel.

## SPECS:

IRON	LOFT	BOUNCE ANGLE	LIE	STEEL LENGTH	GRAPHITE LENGTH	STEEL SW	GRAPHITE SW	OFFSET
3	19°	2°	60°	39.75"	40"	D3	D2	0.175"
4	21°	2.5°	60.75°	39.125"	39.375"	D3	D2	0.165"
5	24°	3°	61.5°	38.5"	38.75"	D3	D2	0.155"
6	27°	3.5°	62.25°	37.875"	38.125"	D3	D2	0.145"
7	31°	4°	63°	37.25"	37.5"	D3	D2	0.135"
8	35°	5°	63.5°	36.75"	37"	D3	D2	0.120"
9	39°	6°	64°	36.25"	36.5"	D3	D2	0.100"
PW	44°	8°	64.5°	35.75"	36"	D3	D2	0.080"
DW	49°	10°	64.5°	35.5"	35.75"	D4	D3	0.070"
SW	54°	12°	64.5°	35.25"	35.5"	D4	D3	0.060"

### ALL IRONS AVAILABLE RIGHT AND LEFT HANDED

Standard 8-Piece Set: 4-DW

Graphite Shaft: ActionLite 55 in A, R, S Flexes

Steel Shaft: Traction 85 in R, S Flexes

Grip: Lamkin 588

WOMEN'S OFFERING AVAILABLE. SEE PAGE 37.





Take your accuracy to a new level with a tour-caliber blend of distance and forgiveness.

# 588 TT

[ TOUR TRAJECTORY ]  
// PLAYERS

## PERFORMANCE FEATURES:

### Engineered for Tour Trajectory

Constant blade height with progressive blade length adds forgiveness in long irons and promotes penetrating trajectory in short irons.

### Vibration Dampening

Multi-material iron plaque dampens vibration at impact for more consistent feel.

### Undercut Cavity

Modest cavity back with engineered undercut improves ball speed and accuracy on off-center hits.

### Fully Customizable

588 TT Irons can be easily interchanged with 588 MT and Altitude Irons to customize a set with the perfect combination of flight, feel and forgiveness.

### Face Forged Technology

Every iron has a high-COR forged club face to increase ball speed while enhancing feel.

## SPECS:

IRON	LOFT	BOUNCE ANGLE	LIE	STEEL LENGTH	GRAPHITE LENGTH	STEEL SW	GRAPHITE SW	OFFSET
3	19°	2°	60°	39.75"	40"	D3	D2	0.175"
4	21°	2.5°	60.75°	39.125"	39.375"	D3	D2	0.165"
5	24°	3°	61.5°	38.5"	38.75"	D3	D2	0.155"
6	27°	3.5°	62.25°	37.875"	38.125"	D3	D2	0.145"
7	31°	4°	63°	37.25"	37.5"	D3	D2	0.135"
8	35°	5°	63.5°	36.75"	37"	D3	D2	0.120"
9	39°	6°	64°	36.25"	36.5"	D3	D2	0.100"
PW	44°	8°	64.5°	35.75"	36"	D3	D2	0.080"
DW	49°	10°	64.5°	35.5"	35.75"	D4	D3	0.070"
SW	54°	12°	64.5°	35.25"	35.5"	D4	D3	0.060"

### ALL IRONS AVAILABLE RIGHT AND LEFT HANDED

Standard 8-Piece Set: 4-DW

Graphite Shaft: ActionLite 55 in A, R, S Flexes

Steel Shaft: Traction 85 in R, S Flexes

Grip: Lamkin 588







Give your iron game the smooth feel, exceptional control and modest forgiveness preferred by top Cleveland Golf tour professionals.

## 588 FORGED CB

IRONS

// PLAYERS

### PERFORMANCE FEATURES:

#### Players Profile

Compact design with thin topline and narrow sole allows for optimal workability and trajectory control.

#### Progressive Cavity Back

Promotes more forgiveness and confidence while still allowing for workability.

#### Precision Forged from 1025 Carbon Steel

Every iron offers incredibly soft, yet solid feel. Premium manufacturing ensures highest level of part-to-part consistency for supreme confidence over every shot.

#### Combo Set Available

3-6 iron are 588 Forged CB, 7-PW are 588 Forged MB. This combination maximizes playability throughout the set.

### SPECS:

IRON	LOFT	BOUNCE ANGLE	LIE	LENGTH	SW	OFFSET
2	18°	4.5°	59°	39.25"	D2	.150"
3	21°	5°	59.5°	38.75"	D2	.140"
4	24°	5.5°	60°	38.25"	D2	.130"
5	27°	6°	60.5°	37.75"	D2	.120"
6	31°	6.5°	61°	37.25"	D2	.110"
7	35°	7°	62°	36.75"	D2	.095"
8	39°	7.5°	63°	36.25"	D2	.080"
9	43°	8°	64°	35.75"	D2	.070"
PW	47°	8.5°	64°	35.5"	D3	.060"


AVAILABLE RIGHT AND LEFT HANDED EXCEPT 2 IRON (RH ONLY)

Standard 8-Piece Set: 3-PW

Shaft: True Temper Dynamic Gold in R, S, X Flexes

Grip: Lamkin Crossline





The ultimate in shot-making control. You'll experience the same unbelievable feel and precision as the best players in the world.

## 588 FORGED MB

// PLAYERS

### PERFORMANCE FEATURES:

#### Players Profile

Compact design with thin topline and narrow sole allows for optimal workability and trajectory control.

#### Combo Set Available

3-6 iron are 588 Forged CB, 7-PW are 588 Forged MB. This combination maximizes playability throughout the set.

#### Precision Forged from 1025 Carbon Steel

Every iron offers incredibly soft, yet solid feel. Premium manufacturing ensures highest level of part-to-part consistency for supreme confidence over every shot.

### SPECS:

IRON	LOFT	BOUNCE ANGLE	LIE	LENGTH	SW	OFFSET
3	21°	3.5°	59.5°	38.75"	D2	.155"
4	24°	4.0°	60°	38.25"	D2	.140"
5	27°	4.5°	60.5°	37.75"	D2	.125"
6	31°	5.0°	61°	37.25"	D2	.115"
7	35°	5.5°	62°	36.75"	D2	.105"
8	39°	6.0°	63°	36.25"	D2	.095"
9	43°	6.5°	64°	35.75"	D2	.090"
PW	47°	7.0°	64°	35.5"	D3	.085"

#### AVAILABLE RIGHT HANDED ONLY

Standard 8-Piece Set: 3-PW

Shaft: True Temper Dynamic Gold in R, S, X Flexes

Grip: Lamkin Crossline



Advanced technology makes hitting longer, higher and straighter drives easier than ever before.

# 588 ALTITUDE

// GAME-IMPROVEMENT

## PERFORMANCE FEATURES:

### Precision Weighting

High-strength, lightweight wall construction allowed us to redistribute more weight lower and deeper in the club head. The result is Precision Weighting, which promotes the highest, straightest launch with higher MOI for more head stability through impact.

### Ultralite Technology

Achieve more club head speed and distance with the same swing effort. A lightweight head, shaft and grip combine to weigh 270 grams, and traditional swingweight is maintained for more control throughout the swing.

### Largest Sweet Spot

Our latest enhanced variable face thickness technology creates the hottest flight on center strikes and even faster ball speed on off-center hits for maximum forgiveness.

### Premium Matrix Radix Shaft

This lightweight shaft is designed for a mid-high launch with smooth feel and explosive speed. Made by Matrix, one of the fastest growing shaft brands on tour.

## SPECS:

LOFT	HEAD SIZE	LENGTH	SW	LIE	TOTAL WEIGHT
9°	460cc	45.75"	D3	60.0°	270g
10.5°	460cc	45.75"	D3	60.0°	270g
12.0°	460cc	45.75"	D3	60.0°	270g

10.5° AVAILABLE RIGHT AND LEFT HANDED. 9.0° AND 12.0° AVAILABLE RIGHT HANDED ONLY.

Shaft: Matrix Radix in A, R, S Flexes

Grip: Golf Pride Tour 25

WOMEN'S OPTION AVAILABLE AS CUSTOM OFFERING.





Our most complete driver is the longest we've ever made and can be easily customized to fit every performance demand off the tee.

# 588 CUSTOM

WOODS

// ALL PLAYER TYPES

## PERFORMANCE FEATURES:

### All-Around Design

Based on exhaustive testing and tour validation, this 460cc titanium head offers the greatest combination of distance, forgiveness and accuracy in any driver we've ever made. It's ready for whenever you want to launch it, control it, or work it.

### Precision Adjustability

An adjustable hosel offers 12 different settings to precisely tune loft, lie and face angle — loft and lie have a total range of 3°, while face angle has a total range of 4.5°. The back of the sole has an adjustable weight screw to optimize swingweight.

### Optimal Center Of Gravity

Advanced wall construction allows more weight to be positioned lower in the club head for a high, penetrating flight.

### Largest Sweet Spot

Our latest enhanced variable face thickness technology creates the hottest flight on center strikes and even faster ball speed on off-center hits for maximum forgiveness.

### Premium Matrix OZIK 6Q3 Shaft

This mid-launch shaft provides an all-around combination of speed and stability with solid feel at impact. Made by Matrix, one of the fastest growing shaft brands on tour.

## SPECS:

LOFT	HEAD SIZE	LENGTH	SW	LIE	TOTAL WEIGHT
9°	460cc	45.5"	D5	60.0°	305g
10.5°	460cc	45.5"	D5	60.0°	305g

### ALL AVAILABLE RIGHT AND LEFT HANDED

**Shaft:** Matrix OZIK 6Q3 in A, R, S, X Flexes

**Grip:** Golf Pride Tour 45







Our longest fairway wood ever combines power and forgiveness in a versatile design.

## 588 FAIRWAY

// ALL PLAYER TYPES

### PERFORMANCE FEATURES:

#### All-Around Design

Tour-proven profile has optimal face, sole and crown dimensions to promote a clean, confidence-inspiring look from the turf or off the tee.

#### Optimal Center Of Gravity

Combined with a rear sole plug, advanced wall construction allows more weight to be positioned low in the club head for a higher launch.

#### Largest Sweet Spot

Our latest enhanced variable face thickness technology creates the hottest flight on center strikes and even faster ball speed on off-center hits for maximum forgiveness.

#### Premium Matrix OZIK 6Q3 Shaft

This shaft promotes a mid-high launch and an all-around combination of speed and stability with solid feel at impact. Made by Matrix, one of the fastest growing shaft brands on tour.

### SPECS:

MODEL	LOFT	LENGTH	LIE	SW
3W	14.0°	43.5"	57.5°	D5
3W	15.5°	43.5"	57.5°	D5
5W	18.0°	43"	58.0°	D5
7W	20.5°	42.75"	58.5°	D5

15.5° AND 18.0° AVAILABLE RIGHT AND LEFT HANDED.

14.0° AND 20.5° AVAILABLE RIGHT HANDED ONLY.

Shaft: Matrix OZIK 6Q3 in A, R, S, X Flexes

Grip: Golf Pride Tour 35





Our longest hybrid ever features a hot, forgiving face for maximum distance and Gliderail Technology for incredible playability.

# 588 HYBRID

// ALL PLAYER TYPES

WOODS

## PERFORMANCE FEATURES:

### All-Around Design

Tour-proven, compact profile has minimal offset for a confidence-inspiring look from any lie.

### Hottest Hybrid Face

Our first hybrid engineered with variable face thickness technology creates the hottest flight on center strikes and incredibly fast ball speed on off-center hits for maximum forgiveness.

### Gliderail Technology

Combination of two rails with subtle center keel on the sole measurably decreases turf drag for more lift and speed at impact.

### Optimal Center Of Gravity

Combined with a rear sole plug, advanced wall construction allows more weight to be positioned low in the club head for a higher launch.

### Premium Matrix OZIK Altus Shaft

This shaft promotes a high launch and an all-around combination of speed and stability with solid feel at impact. Made by Matrix, one of the fastest growing shaft brands on tour.

## SPECS:

MODEL	LOFT	LENGTH	LIE	SW
H2	18.0°	40.75"	59.5°	D4
H3	20.5°	40.25"	60.0°	D4
H4	23.0°	39.75"	60.5°	D4
H5	26.0°	39.25"	61.0°	D4

18.0°, 20.5°, AND 23.0° AVAILABLE RIGHT AND LEFT HANDED.  
26.0° AVAILABLE RIGHT HANDED ONLY.

Shaft: Matrix OZIK Altus in A, R, S, X Flexes

Grip: Golf Pride Tour 35





Two squares are better than two circles. Discover easier, more consistent alignment and incredible confidence on the green.

# SMART SQUARE

// ALL PLAYER TYPES

## PERFORMANCE FEATURES:

### Dual Axis Alignment

Two parallel lines extend from the center of the face to frame the ball perfectly down the line, and two perpendicular lines offer instant feedback when the putter is misaligned at address. The result is faster, more reliable alignment on every putt.

### Consistent Roll

Copolymer face insert enhances feel and sound at impact and promotes a consistent roll for more predictable distance control.

### High MOI Design

Advanced head design maximizes Moment of Inertia for minimal distance loss on off-center hits.

### Options for Different Strokes

Traditional lengths (33" – 35") are available in both heel- and center-shafted models. A 39-inch Almost Belly model features a 400-gram head (40 grams heavier than standard) and oversize 158-gram grip (2.5 times heavier than standard) for counter-balanced weighting, which adds stability and consistency to your stroke without anchoring.

Winn Grip



## SPECS:

MODEL	HEAD TYPE	LENGTH	LIE	LOFT	HEAD WEIGHT	GRIP WEIGHT
Center-Shafted	Mallet	33" / 34" / 35"	70°	3°	360g	60g
Heel-Shafted	Mallet	33" / 34" / 35"	70°	3°	360g	60g
Almost Belly	Mallet	39"	70°	3°	400g	158g

HEEL-SHAFTED AVAILABLE RIGHT AND LEFT HANDED.

CENTER-SHAFTED AND ALMOST BELLY AVAILABLE RIGHT HANDED ONLY.

CUSTOM BELLY LENGTHS AVAILABLE.

Shaft: Stepless Double Bend

Grip: Winn



Tour-proven designs with enhanced feel give any player an edge on the green. Now available in a sleek Black Pearl finish.

# CLASSIC COLLECTION HB

PUTTERS

// ALL PLAYER TYPES



## PERFORMANCE FEATURES:

### Tour-Proven Design

Four traditional, tour-proven designs are now available in a sleek Black Pearl finish to inspire confidence among players of all abilities.

softer feel at impact for more control. Winn grip offers soft texture and responsive feedback.

### Heel-Toe Weighting

Maximizes Moment of Inertia for minimal distance loss on off-center hits.

### Enhanced Feel

A slightly deeper CNC milling pattern on the face promotes a



## SPECS:

MODEL	HEAD TYPE	HOSEL TYPE	LENGTH	LIE	LOFT	HEAD WEIGHT	GRIP WEIGHT
1.0	Blade	Plumber's Neck	33" / 34" / 35"	70°	3°	340g	60g
2.0	Mallet	Swan's Neck	33" / 34" / 35"	70°	3°	350g	60g
4.5	Blade	Slant Neck	33" / 34" / 35"	70°	3°	340g	60g
6.0	Mallet	Double Bend	33" / 34" / 35"	70°	3°	350g	60g

1.0 AVAILABLE RIGHT AND LEFT HANDED. 2.0, 4.5, AND 6.0 AVAILABLE RIGHT HANDED ONLY.

Shaft: Straight Stepped (1.0, 2.0, 4.5), Stepless Double Bend (6.0)

Grip: Winn



Available Now

// CLASSIC COLLECTION HB 6.0



Launch Date: 11/2013

// SMART SQUARE





Available Now

// T-FRAME

# ALMOST BELLY PUTTERS

// ALL PLAYER TYPES

Gain the stability of a belly putter without anchoring. Cleveland Golf's three different Almost Belly putters – the new Smart Square, the Classic Collection HB, and the T-Frame – each combine a 400-gram putter head with a 158-gram oversize grip to promote counter-balanced weighting, which adds stability and consistency to your stroke without anchoring. Each model has a different alignment look at address to suit any player's preference.